



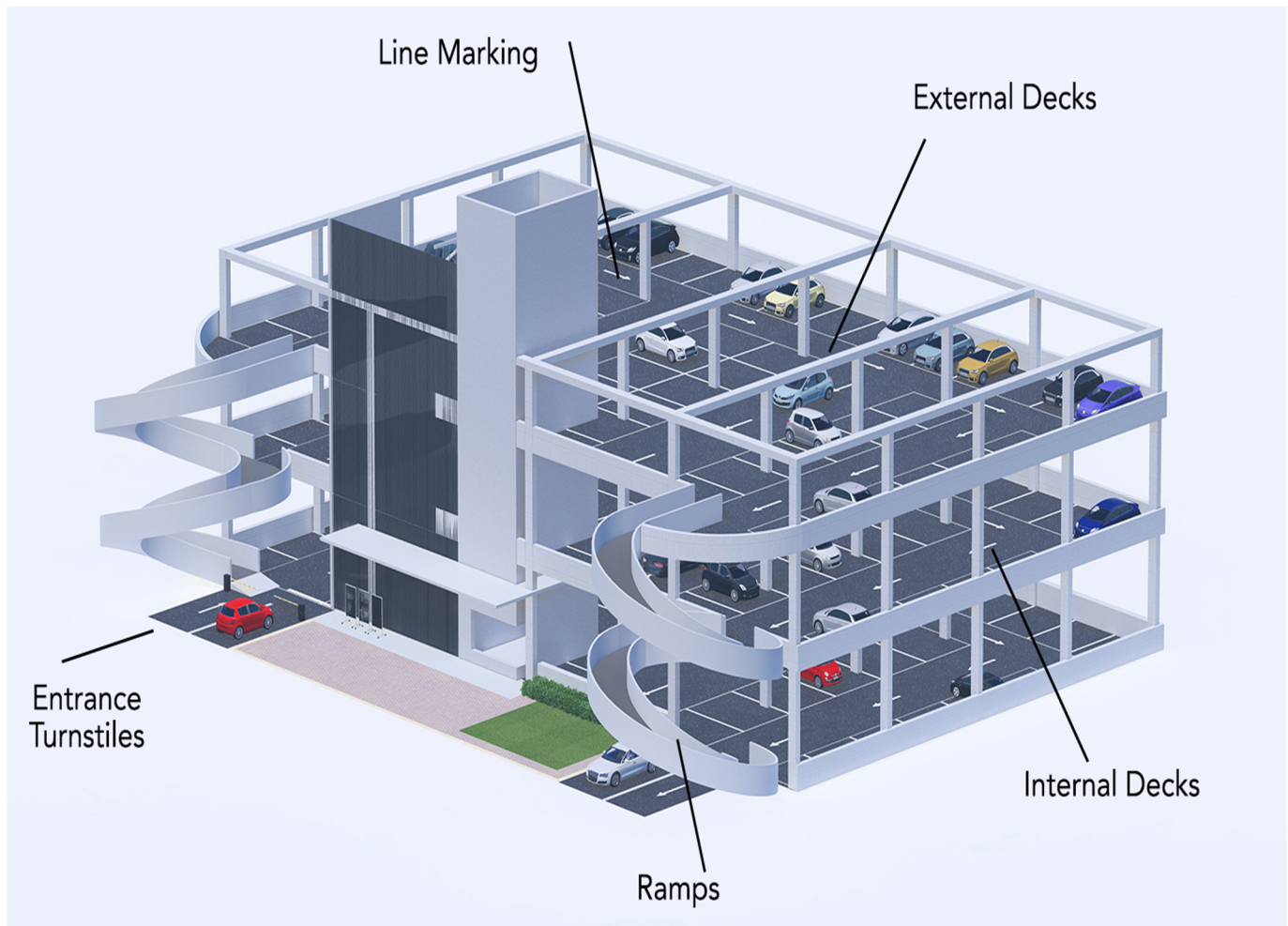
RAND
POLYPRODUCTS PVT. LTD.

PuCRETE®



POLYDEC® CP


Revolutionary overlay solutions for exclusive car park environments



Elegant, opulent and plush; these are synonymous with any modern-day commercial destination. Car parks are often your point of access at such places and an aesthetically pleasing parking makes for a good impression upfront. It is of late that developers have realized this aspect and look for effective ways to make for a pleasing car-park experience.

Often overlooked, the right synergy between water-proofing and surface coating materials is critical in delivering long-term protection to the sub-floor, while maintaining a seamless and visually pleasing appearance to the car park; along with structural integrity to provide a safe facility for car park operators and vehicle owners. RPPL, through its PUCRETE® family, brings to you POLYDEC®CP; a fool-proof car park protection overlay system.

Consisting of a heavily cross-linked polyurethane matrix, the system is completely impervious and displays exceptionally high impact resistance, toughness, abrasion cum slip resistance and chemical resistance at comparable compressive strength to the base-slab.



POLYDEC®CP system consists of multi-layered coats designed to provide total protection to the sub-floor. The system is solvent-free, low VOC and results in a water-tight, tough, anti-skid surface topped with a solvent-free UV stable PU coat to provide excellent film strength and scratch resistance.

Benefits -

Protect sub-floor from any damage & wear-tear.

Provides an aesthetically pleasing & safe driving environment while using the car park.

Low in VOC and solvent free.

Reduces slip and unwanted squealing noise from vehicle tires.

Tough and resistant to abrasion as well as any heavy impact loads.


Excellent chemical resistance to all engine oils, battery acids, hydraulic oils etc.

Excellent inter-layer adhesion and bond to sub-floor, resulting in complete non-peeling of the paint.

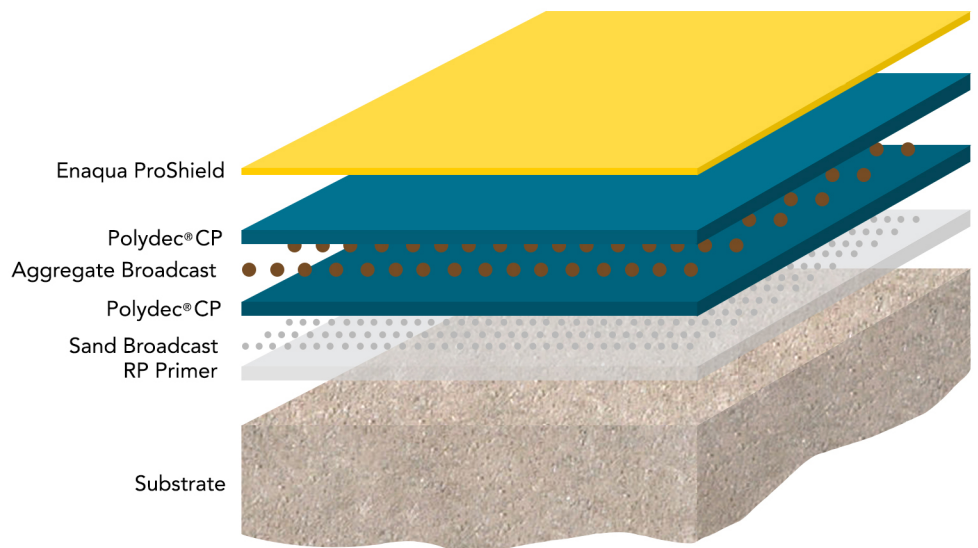
Totally seam less floor with a complete blister-proof underlay.

Easy to clean and maintain.

Seamless, flexible floors; ensuring high resistance to cracking due to joints. 100% UV stable – non yellowing – top coat



Standard Color Chart



The actual appearance/tone of the color may differ from the shades shown above. Our technical team will assist you in providing a true color sample/color matching for special requirements.

Substrate Pre-requisites:

Well-levelled and finished concrete substrate, with a recommended strength of 20 -25 MPa. Floor should be well levelled with minimum possible undulations. Substrate should be free from rising damp and ground water pressure and dry up to 75% RH.

Overlay kit details:

RP Primer	2 component Epoxy primer, 2 coats recommended
	Epocoat 3144 - 30 kgs Hardener EP 35 - 30 kgs
PolyDec®CP	Scratch base coat, supplied in kits that includes 4 components; Enaqua 1141 - 2.8 kgs Hardener PU 23 - 3.0 kgs CP Filler set - 4.1 kgs Pigment paste - 0.5 kgs Coverage up to 18 Sqm per kit
CP Quartz	Broadcast aggregates - 25.0 kgs per PolyDec® CP kit
PolyDec®CP	Scratch top coat, supplied in kits that includes 4 components; Enaqua 1141 - 2.8 kgs Hardener PU 23 - 3.0 kgs CP Filler set - 4.1 kgs Pigment paste - 0.5 kgs Coverage up to 18 Sqm per kit
Enaqua ProShield	2-component solvent free, UV stable PU paint. 2 coats recommended Enaqua 1154 - 4.0 kgs Hardener PU 54 - 1.0 kg Coverage - Up to 8 Sqm/kg

Service Installation:

The system comes in pre-weighed kits which are mixed on site and can be laid as an in-situ casting. The recommended overlay thickness for car parking bays is 2.0 - 2.5 mm. Polydec® CP must be ideally laid-over ready and finished slabs (subfloors for ground floor- level), at its recommended thickness. The overlay is done by mixing the 4 components of the kit on site and troweled as an in-situ laying. The overlay is finished with a UV stable solvent-free PU paint.

Technical Data:

The following technical data is of Polydec®CP samples cured for 7 days at ambient temperature, at an RH of 50%.

Density, gm/cc	2.15 +/- 0.1
Strength under split tension, N/mm ² ASTM C496	3.63
Compressive Strength, N/mm ² ASTM C39	30.0
Flexural strength, N/mm ² ASTM D6272	4.48
Drop Impact Strength - First crack, Joule/m	16000
Drop Impact Strength - Ultimate failure, Joule/m	23500
Water absorption, ml (CP.BM 2/67/2)	0.003
UV resistance	Excellent (non-yellowing)

Curing:

Polydec® CP screed will cure for partial traffic operation within 12 hours and for full traffic post 24 hours. However, it will gain its complete strength in 7 days. For best results, the application temp. should be within a range of 15 to 25 O C. The maximum temperature Polydec® CP flooring overlay will withstand for continuous exposure will be up to 65 O C.

Chemical Resistance:

Most diluted and concentrated organic acids such as, Acetic acid, Lactic Acid, Oleic Acid and Citric Acid as commonly found in the food industry; diluted and concentrated acids such as Hydrochloric, Nitric, Phosphoric, Sulphuric acid, etc.; diluted and concentrated alkalis, such as Sodium Hydroxide to 50% concentration It also resists animal fats and vegetable oils, sugars flavorings and essences. Mineral oils, kerosene, gasoline and brake fluids and a wide range of organic solvents including Methanol, Xylene, Ethers and Ketones.

Note: Some staining or discoloration may occur with some chemicals depending upon the nature of the spillage and the standards of housekeeping employed.

Aftercare and Maintenance:

Clean regularly using a rotary scrubber and a mild floor cleaner/detergent. Use respective cleaning-kits in case of chemical spillages to avoid prolonged exposure to chemicals.

For further details on the product, please contact us at

Rand Polyproducts Pvt. Ltd.,

Gat No. 3a/2, Old Gat No. 1649,
Village Ghotawade Village, Tal. Mulshi,
Dist. Pune, PIN - 412 115.

Contact:

Sales/Admin 020-6790 8609/10
Technical 020-6790 8621

Email:

rand@randpoly.in